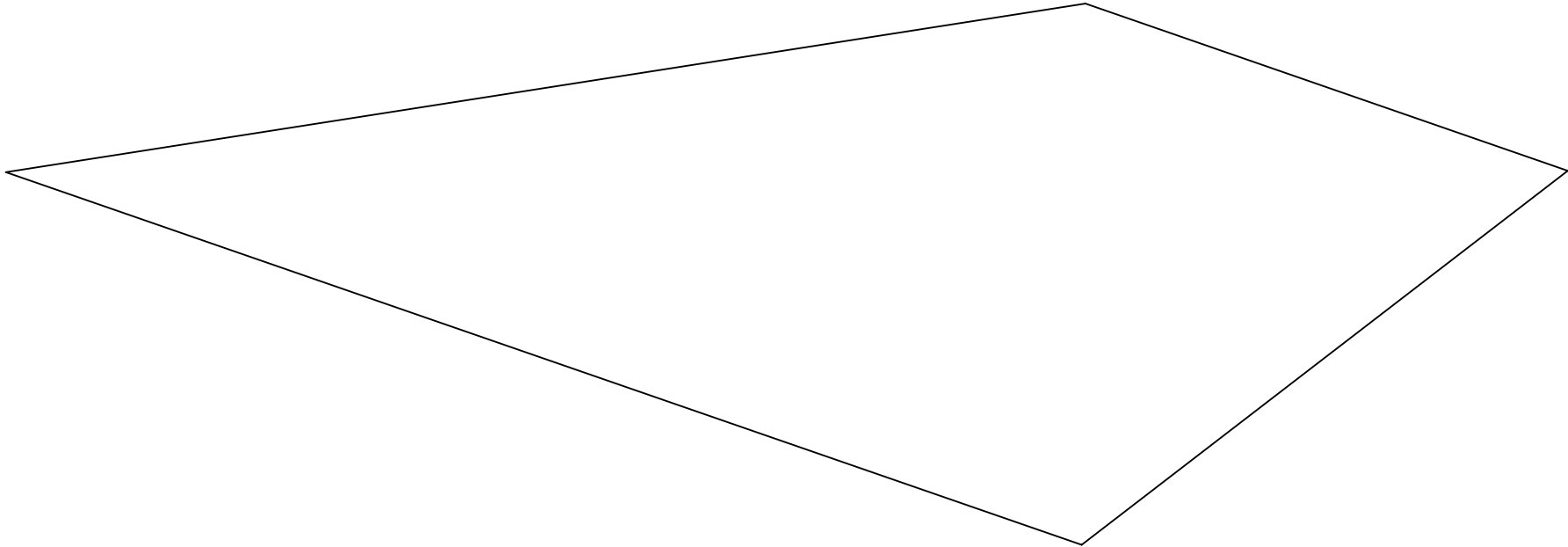
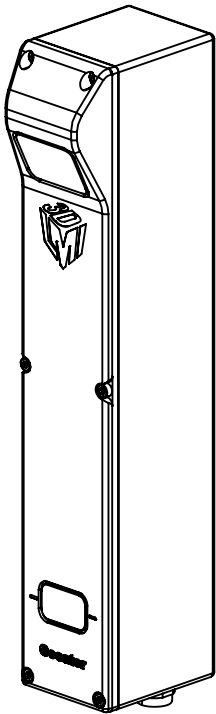



CAD, Gocator 2170, 312170X-X-R-01-T
CAD, Gocator 2370, 312370X-X-R-01-T

REVISION (ONLY LAST REV REQUIRED)				
ZONE	VER REV	DESCRIPTION	DATE (YYYY-MM-DD)	REVISED BY
	01 01	INITIAL RELEASE	2019-02-06	JBIRD



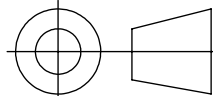


www.lmi3d.com

**PROPRIETARY AND
CONFIDENTIAL**


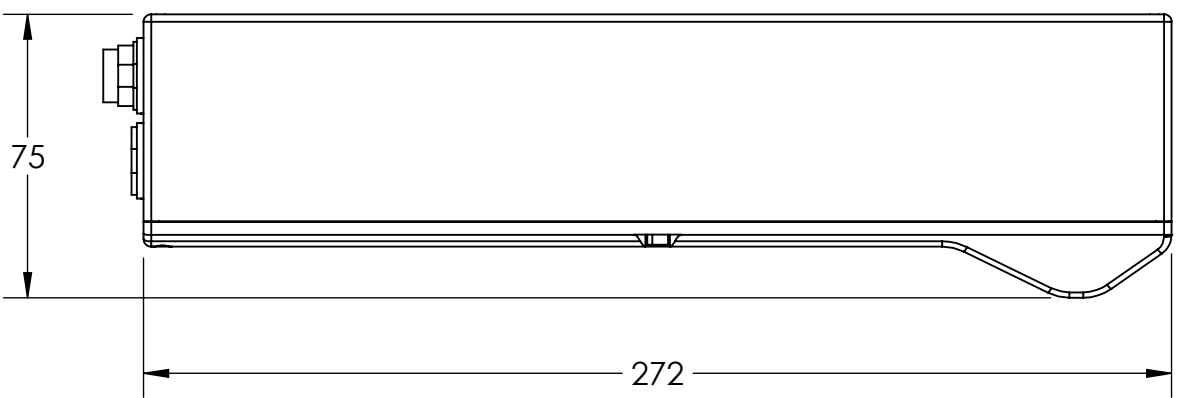
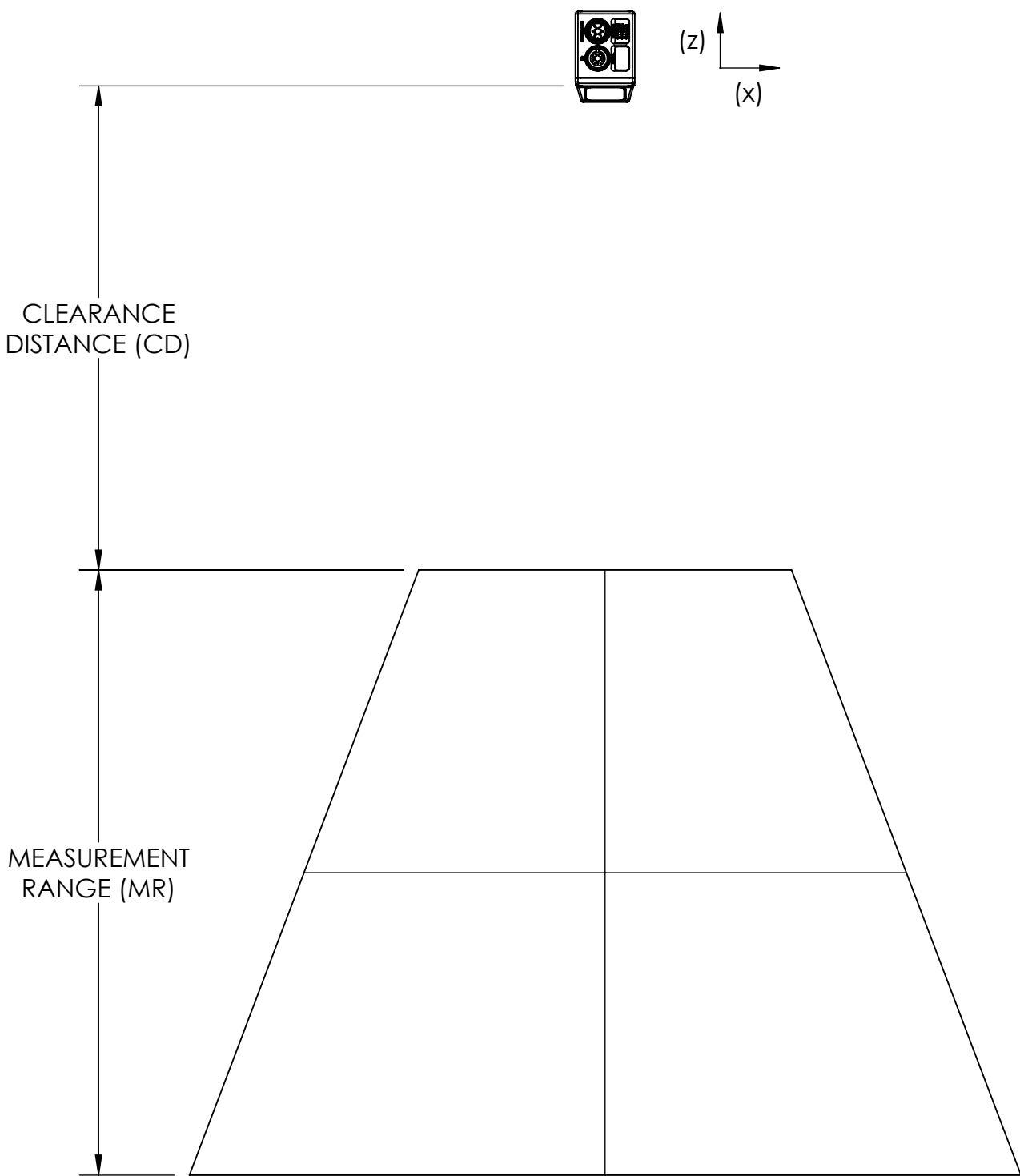
THE INFORMATION CONTAINED IN THIS
DRAWING IS THE SOLE PROPERTY OF
LMI TECHNOLOGIES INC. ANY
REPRODUCTION IN PART OR AS A
WHOLE WITHOUT THE WRITTEN
PERMISSION OF LMI TECHNOLOGIES
INC IS PROHIBITED.


THIRD ANGLE PROJECTION



ALL DIMENSIONS ARE METRIC			DESCRIPTION			
	Name	YYYY-MM-DD	CAD, Gocator, 2170, 312170X-X-R-01-T, 2370, 312370X-X-R-01-T			
DESIGN:	JBIRD	2019-02-05	PART NUMBER	VERSION	REVISION	SIZE
DRAWN:	JBIRD	2019-02-05	25030	01	01	B

DATASHEET



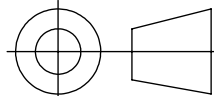


www.lmi3d.com

PROPRIETARY AND CONFIDENTIAL

THE INFORMATION CONTAINED IN THIS DRAWING IS THE SOLE PROPERTY OF LMI TECHNOLOGIES INC. ANY REPRODUCTION IN PART OR AS A WHOLE WITHOUT THE WRITTEN PERMISSION OF LMI TECHNOLOGIES INC IS PROHIBITED.

THIRD ANGLE PROJECTION



ALL DIMENSIONS ARE METRIC			DESCRIPTION CAD, Gocator, 2170, 312170X-X-R-01-T, 2370, 312370X-X-R-01-T			
	Name	YYYY-MM-DD	PART NUMBER	VERSION	REVISION	SIZE
DESIGN:	JBIRD	2019-02-05	25030	01	01	B
DRAWN:	JBIRD	2019-02-05				

TEMPLATE-23091.01.01

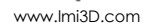
SCALE: 1:5

SHEET 2 OF 5

MOUNTING

The drawing illustrates the mounting plate with the following dimensions and features:

- Front View:**
 - Overall width: 687
 - Overall height: 500
 - Mounting hole spacing: 308
 - Mounting hole diameter: 49
 - Mounting hole offset from center: 18.38
 - Mounting hole offset from top edge: 45.20
 - Mounting hole offset from bottom edge: 22.70
 - Mounting hole offset from side edge: 24.50
 - Mounting hole diameter: 75
- Side View:**
 - Overall width: 263
 - Overall height: 40
 - Mounting hole offset from center: 4.50
 - Mounting hole offset from top edge: 4.50
 - Mounting hole offset from bottom edge: 4.50
- Perspective View:**
 - Overall width: 272
 - Overall height: 61.50
 - Mounting hole offset from center: 39
 - Mounting hole offset from top edge: 2.70^{+3.00}/_{0.00}
 - Mounting hole offset from bottom edge: 4.30^{0.00}/_{-3.00}
 - Mounting hole offset from side edge: 16.52°
- Callouts:**
 - 4X M5X0.8 - 6H ∇ 10
 - SEATING SURFACE OF POWER/LAN CONNECTOR THREADED COLLAR
 - SEATING SURFACE OF I/O CONNECTOR SLEEVE

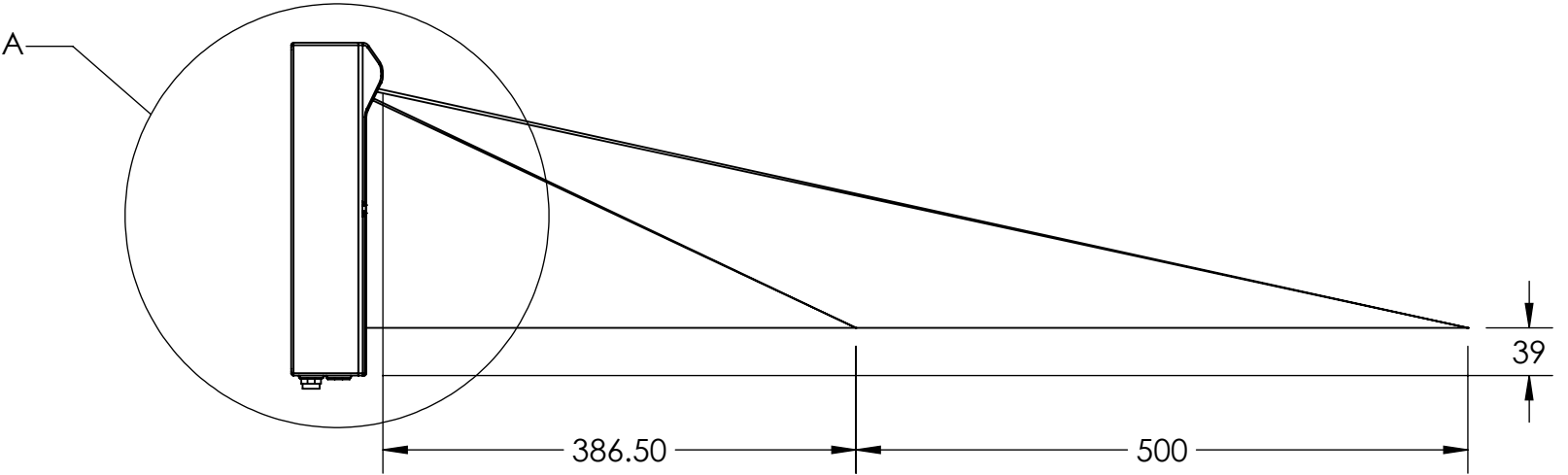
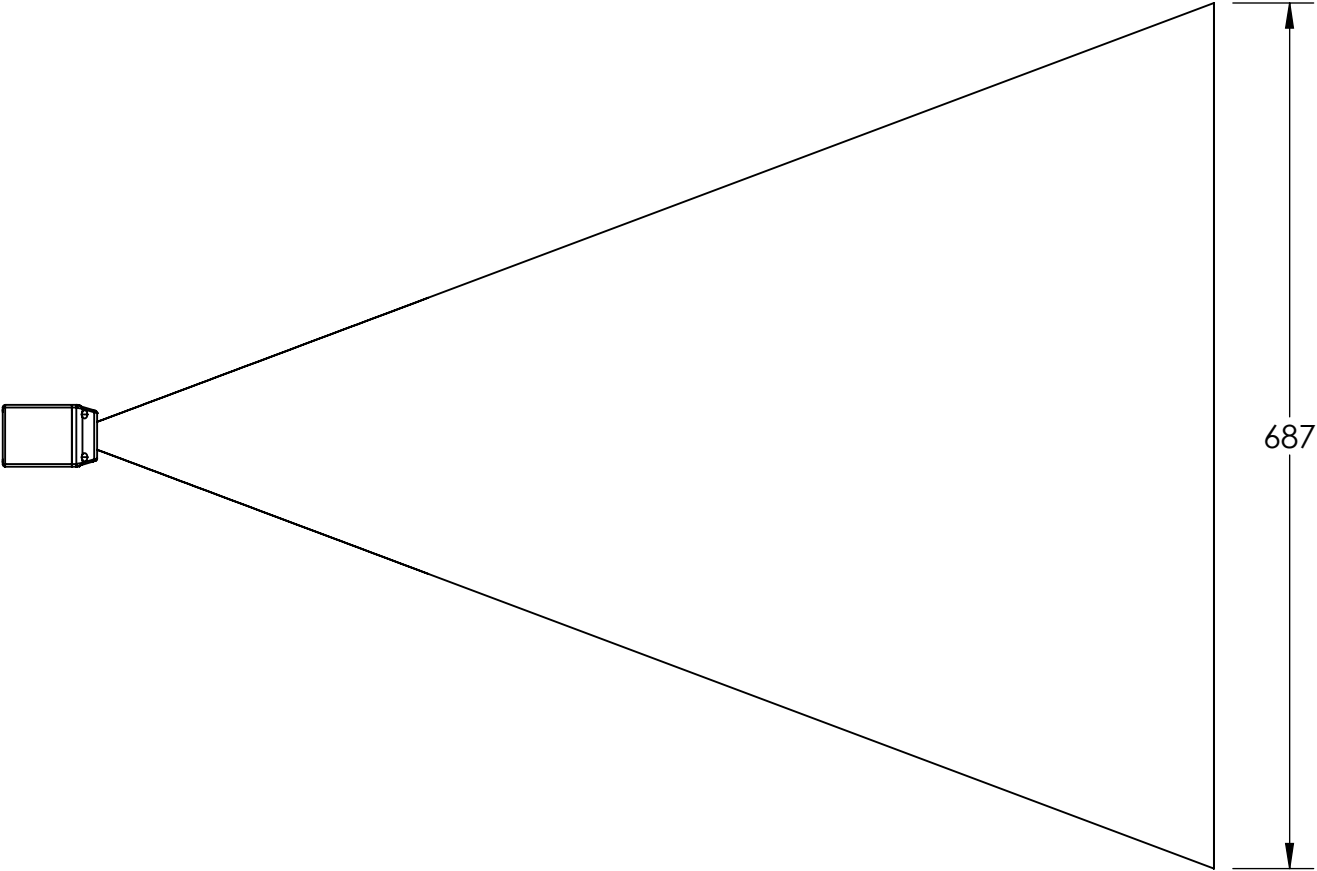
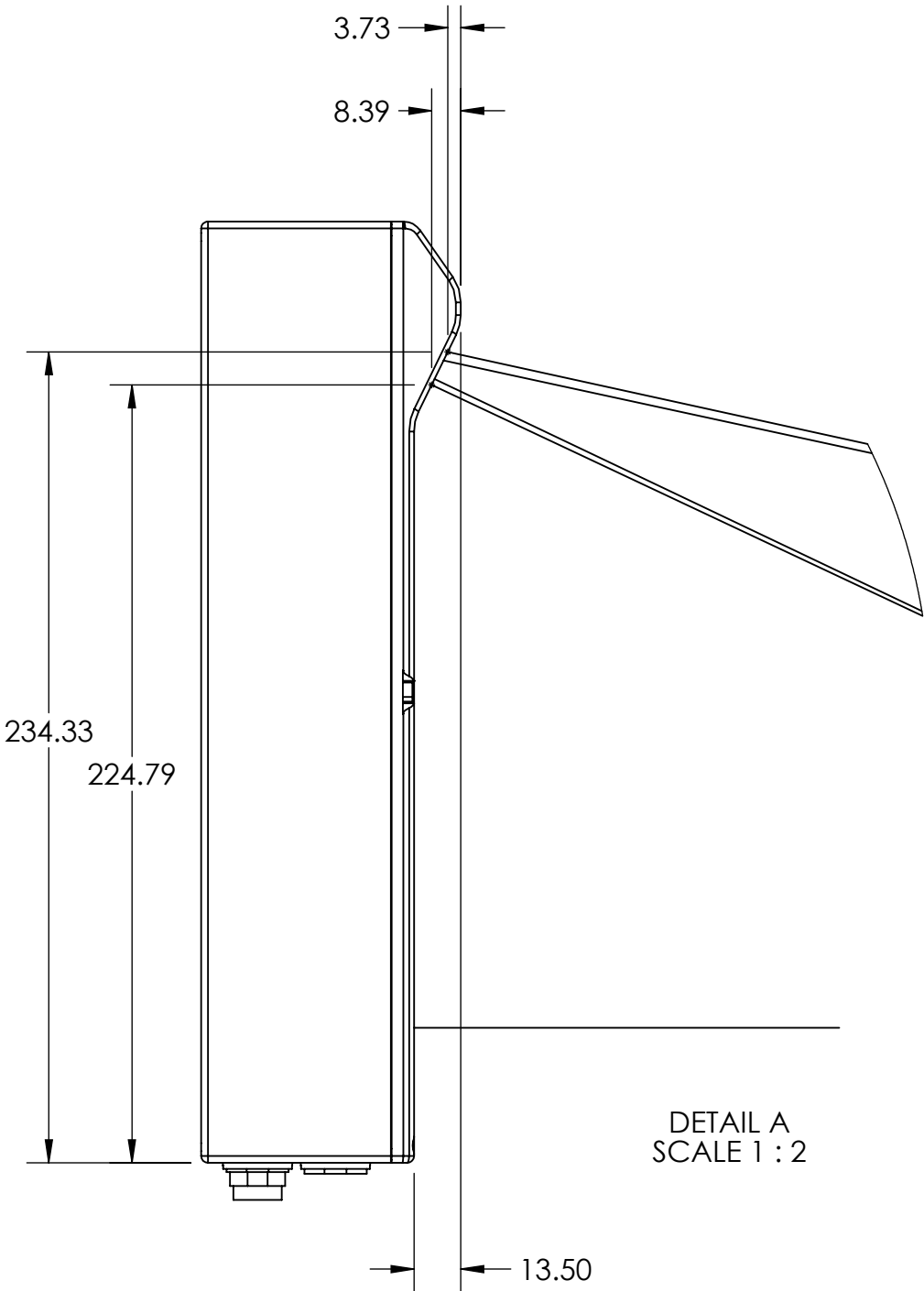


THE INFORMATION CONTAINED IN THIS
DRAWING IS THE SOLE PROPERTY OF
LMI TECHNOLOGIES INC. ANY
REPRODUCTION IN PART OR AS A
WHOLE WITHOUT THE WRITTEN
PERMISSION OF LMI TECHNOLOGIES
INC IS PROHIBITED.

ALL DIMENSIONS ARE METRIC			DESCRIPTION			
	Name	YYYY-MM-DD	CAD, Gocator, 2170, 312170X-X-R-01-T, 2370, 312370X-X-R-01-T			
DESIGN:	JBIRD	2019-02-05	PART NUMBER	VERSION	REVISION	SIZE
5 DRAWN:	JBIRD	2019-02-05	25030	01	01	B

TEMPLATE-23091.01.01	SCALE: 1:6	SHEET 3 OF 5
----------------------	------------	--------------

ENVELOPE

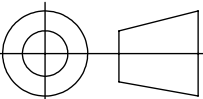


www.lmi3d.com

PROPRIETARY AND
CONFIDENTIAL

THE INFORMATION CONTAINED IN THIS
DRAWING IS THE SOLE PROPERTY OF
LMI TECHNOLOGIES INC. ANY
REPRODUCTION IN PART OR AS A
WHOLE WITHOUT THE WRITTEN
PERMISSION OF LMI TECHNOLOGIES
INC IS PROHIBITED.

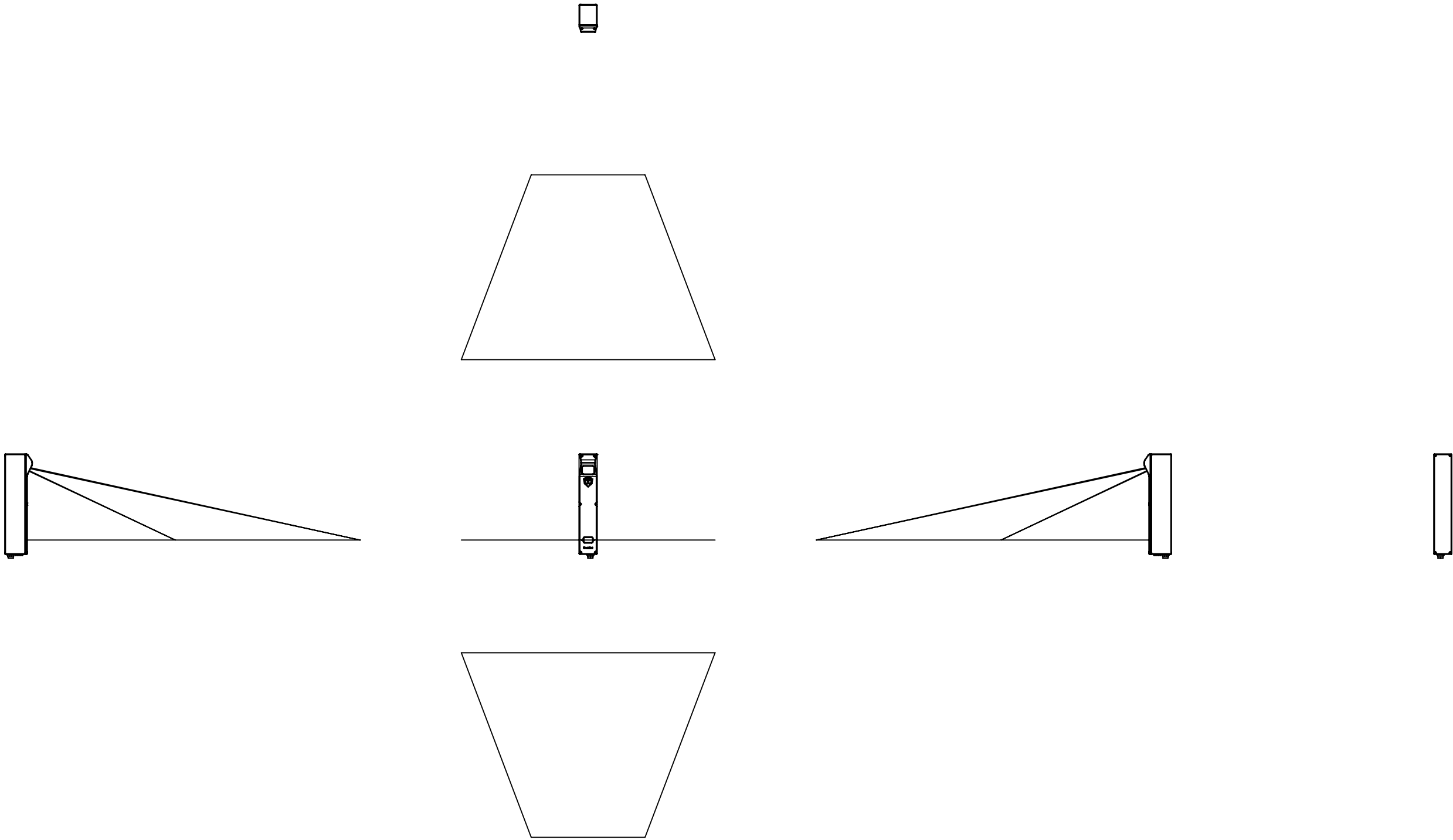
THIRD ANGLE PROJECTION



ALL DIMENSIONS ARE METRIC			DESCRIPTION			
	Name	YYYY-MM-DD	CAD, Gocator, 2170, 312170X-X-R-01-T, 2370, 312370X-X-R-01-T			
DESIGN:	JBIRD	2019-02-05	PART NUMBER	VERSION	REVISION	SIZE
DRAWN:	JBIRD	2019-02-05	25030	01	01	B

TEMPLATE-23091.01.01 SCALE: 1:6 SHEET 4 OF 5

PROJECTION VIEWS

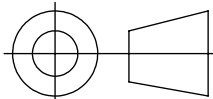


www.lmi3d.com

PROPRIETARY AND
CONFIDENTIAL

THE INFORMATION CONTAINED IN THIS
DRAWING IS THE SOLE PROPERTY OF
LMI TECHNOLOGIES INC. ANY
REPRODUCTION IN PART OR AS A
WHOLE WITHOUT THE WRITTEN
PERMISSION OF LMI TECHNOLOGIES
INC IS PROHIBITED.

THIRD ANGLE PROJECTION



TEMPLATE-23091.01.01

SCALE: 1:12

SHEET 5 OF 5

ALL DIMENSIONS ARE METRIC			DESCRIPTION			
	Name	YYYY-MM-DD	CAD, Gocator, 2170, 312170X-X-R-01-T, 2370, 312370X-X-R-01-T			
DESIGN:	JBIRD	2019-02-05	PART NUMBER	VERSION	REVISION	SIZE
DRAWN:	JBIRD	2019-02-05	25030	01	01	B